



**Cx** bladder™

The difference  
in cancer  
detection

Patient Information

Bladder cancer is a type of cancer that begins in your bladder. It often starts in the cells that line the inside of the bladder and can grow into the deeper bladder layers.

- Ninth most commonly diagnosed cancer globally, (fourth most common amongst men)<sup>1</sup>
- Highest recurrence rate of any cancer<sup>1</sup>
- Certain risk factors such as smoking or occupational exposure to chemicals in the workplace may increase the likelihood of developing bladder cancer
- Highly treatable if detected early

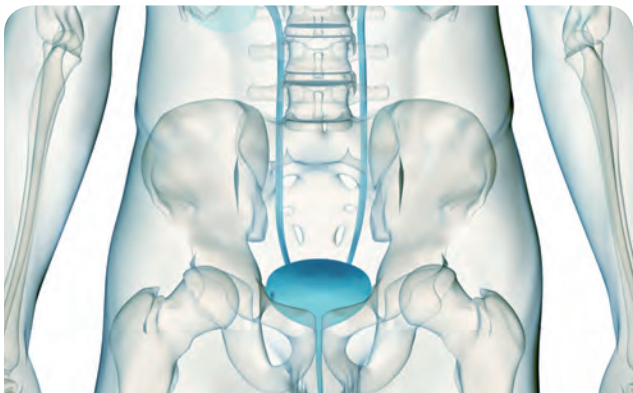
## What is bladder cancer?

### Symptoms

The most common symptom is blood in the urine (haematuria). Bleeding is not usually painful and can either be visible (macro-haematuria) or in such small amounts that you can't see it (micro-haematuria). Other symptoms may include:

- Increase in frequency or difficulty of urination
- Increase in urgency to urinate
- Pain when urinating

If you have these symptoms, it does not necessarily mean you have bladder cancer, but it is important to tell your doctor so they can determine if bladder cancer is present.





## How is bladder cancer detected?

If your doctor has any reason to suspect you have bladder cancer, they may use one or more of the following tests:

- **Physical exam and medical history**  
Used to look for risk factors and symptoms of bladder cancer
- **Urine tests**  
Used to check for blood or cancer cells in the urine
- **Cystoscopy**  
A procedure where your doctor uses a cystoscope (thin, lighted tube) to view the inner wall of the bladder. A tissue sample may also be taken to be examined with a microscope.
- **CT Scan**  
Imaging of the upper urinary tract, abdomen and pelvis
- **Urine molecular marker tests**  
Urine-based tests like Cxbladder that look for molecular, or genetic, changes that indicate presence of bladder cancer





## The difference between hope and fear

Cxbladder is a molecular diagnostic test that measures the presence of five biomarker genes<sup>2</sup> that have been identified to be at elevated levels in patients with bladder cancer.<sup>3</sup>

It is more reliable than many other urine-based cancer detection tests.<sup>4</sup> Because of this, the combination of Cxbladder and cystoscopy can give your doctor a higher level of confidence in your results, giving you greater peace of mind.

Because Cxbladder works at a molecular level, it can also help detect cancers not always visible by cystoscopy.



**bladder**<sup>TM</sup>



## The difference between proactive and passive

Now you can be an active participant in your care. Cxbladder gives your doctor actionable results to determine if you have bladder cancer. Your doctor can monitor progress throughout your cancer journey and adjust treatment accordingly.

### **Cxbladder**

- Helps your doctor identify if you have a high probability of bladder cancer
- Helps your doctor rule out the presence of bladder cancer
- Identifies patients who require further diagnostic procedures





## The difference between something and nothing

The first time you see blood in your urine, your natural reaction is to wonder: “Is it something or is it nothing?” Cxbladder is non-invasive and pain free, so you have one less thing worry about. The test requires just a small urine sample, which makes it quick and easy.

- A complete sampling system is provided for urine collection
- Your urine sample is sent to a qualified laboratory to be analysed
- Results are processed in less than five working days from sample receipt
- A detailed test report is delivered to your doctor







## The difference between relief and anxiety

Cxbladder was developed by a company whose passion and focus is cancer detection and prognosis to improve patient outcomes. We have a dedicated team of professionals committed to developing state-of-the-art tools to give you and your doctor a road map for your treatment.

To learn more about Cxbladder,  
talk to your doctor or visit us at:

**[www.cxbladder.com](http://www.cxbladder.com)**

 **Cxbladder**

 **@Cxbladder**

<sup>1</sup> [www.bcan.org](http://www.bcan.org)

<sup>2</sup> Biomarker genes: Segments of DNA used to measure or indicate the presence of a disease.

<sup>3</sup> Holyoake et al: Development of a multiplex RNA urine test for the detection and stratification of transitional cell carcinoma wof the bladder, Clin Cancer Res 2008; 14(3): 742-749

<sup>4</sup> O'Sullivan et al: A multigene urine test for the detection and stratification of bladder cancer in patients presenting with haematuria, J Urol 2012; 188: 741-747



**PACIFIC EDGE**  
**DIAGNOSTICS**  
NZ LTD

Pacific Edge Diagnostics NZ Ltd  
Centre for Innovation  
87 St David St, PO Box 56  
Dunedin, 9016 NZ  
Tel: +64 3 479-5800  
Fax: +64 3 479-5801  
[www.pacificedgedx.com](http://www.pacificedgedx.com)

Cxbladder is a laboratory developed test for the detection of bladder and other urinary tract cancers and is only to be used under the guidance of a healthcare professional. Your doctor will use the results provided by this test along with other clinical information to make decisions about your medical care.

This material has been provided by Pacific Edge Diagnostics NZ Ltd under license from Pacific Edge Ltd. Cxbladder is a trademark of Pacific Edge Ltd.

© 2013 Pacific Edge Ltd; 00-MKT-119-NZ-REVA